

The Journey of a Lifetime holiday club



Leaders' guide

Focusing on encounters with Jesus, we'll share three fun and active sessions, using tried and tested spiritual practices that will be familiar to many. As you explore the Bible stories together, leaders, participating adults

and children will all discover how we can go on the Journey of a Lifetime with Jesus.

The three sessions within this resource pack are:

1. **Encountering Jesus together** – friends bring the paralysed man to Jesus (Luke 5:17-26)
2. **Choosing Jesus** – Jesus visits Mary and Martha (Luke 10:38-42)
3. **Changing lives** – Zacchaeus climbs a tree to see Jesus (Luke 19:1-10)

The sessions are flexible and can be adapted to suit your needs. The guide below outlines a two-hour club but can be altered as needed. Each day we provide Activity sheets and Thrive activities to take home, so families can further explore the practices and themes beyond the sessions.

The 12 spiritual practices we feature are based on 'A Methodist Way of Life'. www.methodist.org.uk/faith/a-methodist-way-of-life/

Each practice is a station on our discipleship journey where we can meet God and grow in our faith. The practices are accessible to everyone, whatever denomination. Each time we visit a station, we are encouraged to try a simple spiritual practice that leads us to encounter Jesus. We are encouraged to journey with others as we learn these healthy spiritual habits, reflecting on what we discover along the way.



An intergenerational resource

The Journey of a Lifetime holiday club is designed to bring all ages together to explore faith and learn from each other. All the activities intentionally encourage different ages to interact both during and after the club.

As you publicise the holiday club, make it clear that it is for all ages. Grandparents could invite their grandchildren. Families could come together. Think about how you will encourage children who attend without a parent or grandparent to get involved.

Preparing for the Journey of a Lifetime holiday club

- Recruit appropriate volunteers and check with your safeguarding officer what additional support and training is needed.
- If you'll have a mix of accompanied and unaccompanied children attending, make sure to organise registration forms for the unaccompanied children and plan leaders' ratios, a toilet policy and how to make best use of your space in liaison with your safeguarding officer.
- Think about any young people who could be young leaders and part of your team.
- Complete risk assessments for all activities.
- Think about your registration process and whether you will ask for donations from those attending.
- Consider what refreshments you'll be providing and if this will include lunch.
- Think about how you could advertise the holiday club in your community. There are customisable posters and postcard-size invites included in this resource pack (see pp.15-16).

Session outline (120 mins)

Gather (15 mins)

Welcome

Gather activity Each session opens with an activity to get everyone ready to explore, and a prayer.

Songs

Select one of the suggested songs to sing each day. Repetition will help everyone to learn it.

There are further suggestions if you want to sing more or create a playlist to play in the background.

Journey-themed songs

One more step along the world I go
Journey of a lifetime, Kids on the Move
<https://www.youtube.com/watch?v=r12oja1zG6g>
The journey, ICF Worship <https://www.youtube.com/watch?v=Uawxvj6nUPU&t=1s>

Sing to the tune: *The wheels on the bus* (ideal for Under 5s)
We are on the journey of a lifetime, journey of a lifetime,
journey of a lifetime.
We are on the journey of a lifetime: Journeying with Jesus.

Songs for Session 1

Praise the Father, praise the Son, Chris Tomlin on *Hello Love*
Our God is a great big God

Songs for Session 2

Be still, for the presence of the Lord
I want to walk with Jesus Christ
May my life speak louder than words

Songs for Session 3

Jesus changes everything, Great Big God Lyric video (Vineyard UK Kids Worship)
My best friend, Hillsong Kids
All I once held dear (Knowing you)

Share the Word (15-20 mins)

Explore the Bible story

A way for leaders to share the Bible story.

Journey with Jesus

Explore together what the Bible story means for us.

Everyone collects their ticket for the day (see templates pp.24, 35, 64). You will need a stamp at each table for the guests to mark their ticket at each station.

Explore & respond (50 mins plus 10 mins for Journey of a Lifetime station)

There are four activities in **Explore & respond**, each relating to one of the stations and exploring a different spiritual discipline. The activities can be self-led and adapted to many contexts, including outdoors.

The **Journey of a Lifetime station** brings people together to make a collaborative craft that creates a banner or poster. This can be used as a fifth station or as a stand-alone activity, which helps to sum up and bring everyone together at the end.

You will need wall space or display boards to showcase this.

Go with God (15 mins)

An opportunity to reflect on what you have discovered and pray at the end of the session.

Snack break (10 mins)

The outline allows for a short snack break in the session.

Setting the space



Decorate the space to reflect the journey theme, making each table like a train station.

Consider costumes for team members, such as a train engineer or conductors. Offer train-themed play or display items (e.g. a wooden or model railway around the room).

Create a quiet zone with comfy seating, sensory toys and fidgets, mindful colouring and ear defenders.

Consider playing background music as people arrive. Choose a journey-based playlist and include some of the songs you will sing (see **Songs** on p.1 for suggestions).

Welcoming Under 5s

All three sessions are suitable for Under 5s with support. Ideas for additional play materials are included to allow Under 5s, and others, to play independently.

Equipment and templates

We list the equipment needed in the session details, but please have pens, pencils, scissors, glue and paper to hand. Some activities will require hand-washing facilities and clean-up equipment. Templates to print out are included in this resource pack, to share at the appropriate time.

Ticket to ride

As they visit each station, the ticket has spaces to stamp, so each station will need an ink pad and stamps.



Collaborate cards

As the **Explore & respond** part of the session is self-led, each table will have a series of **Collaborate cards** (see pp.25-26, pp.36-37 and pp.65-66) with activity instructions and questions on them to encourage people to talk together. The text for these is included within each activity. Remember to have people available to support those who find reading the instructions difficult, or need other encouragement/support.

Activity sheets and Thrive sheets

Activity sheets and Thrive sheets (for each session) are included in this resource pack, to take home so families can further explore the practices and themes. Print these and give out at the start of each session.

Final gathering

Make the most of the opportunity to invite families and your community to a Journey of a Lifetime celebration at the end of the holiday club. This could be planned for a Sunday service, a midweek gathering or an extension of the final session. Demonstrate some of the 12 stations in action as you gather; for example, practise hospitality, provide an opportunity to challenge injustice and pray together. Display the three banners from the Journey of a Lifetime crafts and invite families to any future events and weekly groups.

You may want to use these resources to help plan a final service:

<https://www.methodist.org.uk/faith/a-methodist-way-of-life/mwol-service-outlines/>

Spiritual styles: Word, Emotion, Symbol, Action

Canadian scholar Joyce Bellous identified four pathways of spiritual expression in her books *Educating Faith* and *Conversations that Change Us*. David Csinos, a former student of Bellous, used these styles as a framework in his research into the spiritual lives of children. **WEB** Find more at rootsforchurches.com/spiritual-styles-intro

Acknowledgements

Special thanks to the Methodist Church for sharing A Methodist Way of Life content and visuals, and working in partnership with Roots to create this holiday club resource.

Session 1: Encountering Jesus together

The friends lower the paralysed man through the roof (Luke 5:17-26)

Gather

Travel graph

W S

An activity to think about today's holiday club focus

As people arrive, create a large bar chart on the floor to show the ways people like to travel. Use string or wool to create the axis and the bars or columns. At the bottom of each column, place something that indicates a method of travelling or write onto a large sheet of paper. Objects could include walking boots, a scooter, a bike helmet, a toy train, aeroplane or car. Ask everyone to mark with a token (wooden brick, piece of card, small world figure) their two favourite ways to travel.

Today, we are on a journey with a difference. It's a journey of a lifetime with Jesus. Some of us may have been on a journey with Jesus for a long time and some of us may be new. We are all welcome! For this holiday club we are going to journey together and discover who we meet along the way. One of the first people we meet is travelling in quite an unusual way!

A gathering song

Choose one of the song suggestions (see p.1) to begin your session.

A gathering prayer

Pray using the actions in brackets. Invite those with mobility issues to sit.

Thank you, God,
that we are here together, *(open arms wide)*
ready to go on a journey; *(stand as though starting a race)*
the journey of a lifetime! *(march on the spot)*
As we journey may we meet with you *(hold arms up)*
and meet others who love you too. *(hands on heart)*
Be with us as we continue our journey. *(link arms and march on the spot)*

Amen.

Share the Word

Luke 5:17-26

Explore the Bible story

Junk model story

W

You will need: lots of cardboard boxes or play bricks, doll or teddy, fabric mat, large sheet of card.

Using the resources, ask one leader to tell the story while one or more leaders build three walls of the house and place the cardboard roof on top. Pause at 'couldn't get to Jesus' to make sure the building is finished. Continue the story, removing the roof and lowering the man in.

One day Jesus was teaching. As he spoke, a group of experts in the Law and some Pharisees * sat listening. They had come from every village and town in Galilee, from Judea, and even from Jerusalem. There were so many people that the house they were in was overflowing.

At the same time, a group of friends arrived carrying a man who could not walk. Carefully they carried him as he lay on a mat, taking him to Jesus knowing that he could heal him. But when the group reached the house, the crowd blocked every entrance. There was no space. There was no way in. They just couldn't get to Jesus.

So, the friends devised a plan. They climbed up onto the roof, removed some of the roof tiles and gently lowered the man down, right into the middle of the room.


Jesus looked up with a smile. He saw how much faith the friends had. He saw how much faith the man had. Jesus looked at the man and said, 'My friend, your sins are forgiven *.'

This annoyed the Pharisees and teachers of the law. 'Only God can forgive sins,' they said. 'Jesus must think he is God.'

Jesus knew exactly what they were thinking. 'Which is easier?' he asked: 'To say "Your sins are forgiven", or to say "Stand up and walk". I am God's Son and can forgive sins here on earth *.'

Then Jesus turned to the man and said, 'Stand up, take your mat, and go home.' The man stood up, picked up his mat and went home, thanking God.

The crowd gasped. Everyone was amazed. They praised God for everything that they saw.



See p.4 for **Stop and share** discussion points indicated by asterisks in the story, and pp.20-23 for story presentations.

Stop and share

Pause at these points to explain concepts and vocabulary

- * Pharisees were Jewish religious leaders who followed the law Moses gave them very strictly.
- * Sin is when people are not living as God intends. The Jews believed God would forgive them when they offered animals or other goods at the Temple.
- * Jews believe that there is only one God and God doesn't have any children. They could not believe Jesus was saying that he was God's Son.

Story for Under 5s

Everyone wanted to hear Jesus teaching. They came from far away and nearby. The people who wanted to hear Jesus filled up the house. There was no room, everyone was squeezed inside and listening. There was a man who could not walk. His friends knew Jesus could heal him. Because he couldn't walk, they carried him to Jesus on a mat. When they got to the house it was too full. They could not carry their friend inside. So they went up on the roof of the house. They made a hole in the roof and lowered their friend on the mat down to Jesus. Jesus saw the man. 'I forgive you for all the wrong things you've done,' he said. The people inside were puzzled. Jesus said, 'I can forgive him and heal him because I am God's Son.' Jesus told the man, 'Get up and walk!' and the man stood up, picked up his mat and walked. He was very happy and thanked God. See p.22 for story text and illustration presentation.

Journey with Jesus

W E S A

Move from the Bible story to thinking about what it means for us

You will need: emoji, exclamation mark and question mark symbols (see pp.17-19).

Hold the symbol images up one at a time as you ask the questions below, allowing time for people to respond. Remind everyone that you may not have all the answers, but you can explore the questions together.

Today we are on the journey of a lifetime with Jesus. Do you like going on a journey?

Along the way, we will meet other people who are also on a journey with Jesus. And we will visit different stops.

Who was on a journey to meet Jesus in the story?

What made you smile in the story? (smiley face)

What surprised you in the story? (exclamation mark)

Do you have any questions about the story? (question mark)

The man in today's story has an unusual journey before he meets Jesus. He is carried on a stretcher, taken up on a roof and then lowered down into the room. And then he meets with Jesus and is healed. Today we are going to explore how we too can meet with Jesus - but maybe not by being lowered through a roof!

We have four stations where we can discover more about the Journey of a Lifetime with Jesus.

1. Challenge Station



2. Care Station



3. Tell Station



4. Pray Station



As you name the stations, point to these and explain any activities as needed.

And, finally, there is the Journey of a Lifetime Station where we meet others.



Ticket to ride

Give out the ticket for the day, see p.24, and invite participants to decorate it.



Here is your ticket for the journey. At each station, you can have the ticket stamped to show you have been to that station on the journey. You can go to all the stations or just some - it's up to you.

Explore & respond

Play materials for Under 5s

All today's stations are suitable for Under 5s with support from an adult. Providing these additional play materials allows the Under 5s, and others, to play independently.

- Tuff Tray™ or large tub with bricks and small world people.
- Bubbles and bubble wands.
- Story area with a selection of young children's Bibles and Bible story books.

1. Challenge Station – We challenge injustice



Prayer weaving

W E S A

Think about how we can bring issues of injustice to Jesus

You will need: large picture frame or two garden canes, string, long strips of fabric, fabric pens, access to websites to print material from charities and from the news.

Create a weaving frame using a picture frame or placing two garden canes one metre apart. Tie string to one side, take across and wrap round the other side, bring back and wrap round the first side. Continue in this way to create the warp.

Collaborate card | Prayer weaving

Discuss

The friends brought the man to Jesus. He couldn't get there easily alone.
What things aren't fair for people that we need to bring to Jesus?

Look at the news and at charities highlighting injustice such as Christian Aid and All We Can.

Activity guidance

- Take a strip of fabric and write on it what you want to tell Jesus about.
Weave your fabric into the frame as you commit to pray and act for justice.



2. Care Station – We care for ourselves and those around us



Obstacle course

E

A challenge to think about caring for others

You will need: obstacle course with things to go over, under, around and through.

Create an obstacle course with a table for the Collaborate card at the end.

Collaborate card | Obstacle course

Activity guidance

- Take it in turns to go around the obstacle course. Make sure you support and care for each other as you go over, under and around.

Discuss

Who helped you on the obstacle course?

Who are the people who care for you every day?

How can we care for and look after others?



3. Tell Station – We tell of the love of God



Creating a soundscape

W E S

Create a soundscape to share today's story

You will need: selection of percussion instruments or homemade instruments, copies of today's story.

Collaborate card | Creating a soundscape

Activity guidance

- We can tell others about God in lots of different ways – with words, images, by the things we do and with music.
- Try out all the instruments. Can you use the different sounds to retell today's story?
You may want to read as others create the sounds.
Could you record your soundscape and share it with others at home?

Discuss

What do you think the man's friends told others about Jesus?

What can we tell others?



4. Pray Station – We pray daily



Make a finger labyrinth

ES

A craft to create a way to pray daily

You will need: pieces of card or paper plates, glue, string, child-safe scissors, (optional) labyrinth template (see p.27).

Collaborate card | Make a finger labyrinth

Activity guidance



- Draw a spiral onto card starting in the middle and working outwards (see template example provided). Glue string to the spiral to form a finger labyrinth.
- Take your labyrinth and sit with someone. At the same time, place your finger at the entrance to your own labyrinth. Follow the path as you talk to Jesus.
- When you reach the centre, pause for a while and pray together, 'Thank you that we can meet with Jesus together'. When you are both ready, follow the path out again.

Discuss

How could you use your prayer labyrinth with others at home?

What could you do to remember to pray each day?

Go with God

Journey of a Lifetime march

An activity for all to think about the journey we have been on
March to different areas of the room in response to the questions.

Today, where did you discover something about Jesus? What was it?

Where did you meet someone new? Who was it?

March to a door. Where are you going next with Jesus?

Stand by the banner. We are on the journey of a lifetime.

A sending out prayer

Stand in a circle. Ask everyone, in turn, to put one foot into the circle and say their name when indicated.

Thank you, Jesus, that we are on the journey of a lifetime with you.

Thank you that [say your names] are on the journey of a lifetime together with you.

Amen.

Journey of a Lifetime Station – Collaborative craft



Journey steps

ES

Create a banner together, to show we are all on the journey with Jesus

You will need: pieces of fabric, felt tips, fabric pens, buttons, craft items, needles (be aware of health and safety), embroidery thread, PVA, wool and a long strip of fabric.

Collaborate card | Journey steps

Activity guidance



- Take a piece of fabric, draw around one foot, cut it out and add your name by writing, drawing, stitching or gluing craft items.
- When you have decorated your footprint, fix it to the long strip of fabric – making sure all the footprints are facing the same way.

Discuss

Whose names on the journey footprints do you recognise? Who else is with you on your journey with Jesus?

Display the banner prominently on a wall, leaving space for the collaborative crafts for the coming sessions.

Session 2: Choosing Jesus

Jesus visits Mary and Martha (Luke 10:38-42)

Gather

Relay game

E

A game to focus on today's holiday club theme

You will need: selection of objects such as teddies, empty boxes, soft balls.

As you begin today's Journey of a Lifetime session, welcome everyone and divide them into mixed age teams ready to play a relay-style game.

Ask each team to choose one person, who is good at standing still, to stand on one side of the room. Explain that everyone else will run back and forth taking objects to this person for them to hold on to. Set a time limit and challenge the teams to see who can move all the objects across the room and keep hold of them. Create a scoreboard and play the game a few times recording the scores.

Today, we will meet two people - one who is being still and listening and one who is busy running around.

A gathering song

Choose one of the song suggestions (see p.1) to begin your session.

A gathering prayer

Pray using the actions in brackets. Be aware of mobility issues and encourage people to sit.

Thank you, God, that we are here together,
(open arms wide)
ready to go on a journey; (stand as though starting a race)
the journey of a lifetime! (march on the spot)
As we journey may we meet with you (hold arms up)
and meet others who love you too. (hands on heart)
Be with us as we continue our journey. (link arms and march on the spot)

Amen.

Share the Word

Luke 10:38-42

Explore the Bible story

Bible drama

WE

Tell today's story asking four leaders to be Mary, Martha, Jesus, and one to be the narrator. The narrator will read the whole story with the characters acting out their role in response to the story description.


As each name is first mentioned, ask the characters to stand up and introduce themselves.

For very young children, make three puppets, using wooden spoons, and place them in a story bag. Take the puppets out and introduce them as Mary, Martha and Jesus. Then tell the story using the puppets.

Mary and Martha lived in a village called Bethany. They were sisters, but they were quite different. Mary loved being quiet and listening to people, while Martha loved to be busy doing things. One day Jesus was passing through Mary and Martha's village and visited their home. Martha made Jesus very welcome as he entered the house, and then disappeared into the kitchen to prepare a special meal. Mary sat quietly at Jesus' feet and listened to everything he had to say.

Martha had so many jobs to do and she felt cross that she was having to do them all by herself. She went to Jesus and complained, 'Lord, don't you care that my sister is being lazy and has left me to do all the work by myself? Tell her to help me!'

Jesus replied kindly, but firmly, 'Martha, Martha, you are worried and trying to do too many things at once. There is one thing that is needed. Mary has chosen to spend time with me, and she has chosen wisely. She is listening to me and learning many things, and no one will be able to take that away from her.'



See p.8 for the **Under 5s** story version, and pp.31-34 for story presentations.

Story for Under 5s

Jesus came to visit two grown-up sisters, Mary and Martha, at their home.

Martha wanted to welcome Jesus by preparing a nice meal.

Mary sat with Jesus, listening to him teach.

Martha was upset because Mary wasn't helping her with the cooking.

She complained to Jesus, 'Mary is being lazy. Mary isn't helping me.'

Jesus said, 'Martha, you are working so hard to serve us. But one thing is the most important: Mary has chosen to spend time with me. That is the wise choice.'

See p.33 for story text and illustration presentation.

Journey with Jesus

WESA

Move from the Bible story to thinking about what it means for us

You will need: emoji, exclamation mark and question mark symbols (see pp.17-19).

Today we are on the journey of a lifetime with Jesus. Do you like going on a journey?

Along the way, we are meeting other people who are also on a journey with Jesus.

And we will visit different stops.

Can you remember today's story? Who did Jesus meet and spend time with?

Hold the symbol images up one at a time as you ask the questions below, allowing time for people to respond. Remind everyone that you may not have all the answers, but you can explore the questions together.

What made you smile in the story? (*smiley face*)

What surprised you in the story? (*exclamation mark*)

Do you have any questions about the story? (*question mark*)

Jesus was on a journey and stopped at Mary and Martha's house. Martha had so much to do she was rushing about – just like many of us. Mary instead sat and chose to spend time with Jesus. Martha didn't do anything wrong – she was just busy. Today let's explore how we can make time to spend with Jesus too.

We have four stations where we can discover more about the journey of a lifetime with Jesus.

1. Worship Station



2. Learn Station



As you name the stations, point to these and explain any activities as needed.

3. Share Station



4. Serve Station




And, finally, there is the Journey of a Lifetime Station where we meet others.



Ticket to ride

Give out the ticket for the day, see p.35, and invite participants to decorate it.



Here is your ticket for the journey. At each station, you can have the ticket stamped to show you have been to that station on the journey. You can go to all the stations or just some – it's up to you.

Explore & respond

Play materials for Under 5s

All today's stations are suitable for Under 5s with support from an adult. Providing these additional play materials allows the Under 5s, and others, to play independently.

- Role play home area with play food, pots and pans, toy cleaning sets.
- Play dough and people-shaped cutters.
- Comfy story area with a selection of young children's Bibles and Bible story books.

1. Worship Station – We worship with others regularly



Worship spinner

W E S A

Think about the different ways we worship

You will need: two circles of thin card per person with lines dividing the circle into quarters, child-safe scissors, split pins, pens and pencils. You may also like to provide images, objects and music to inspire thoughts about different kinds of worship.

Collaborate card | Worship spinner

Activity guidance

- Take two card circles of equal size. Use a pencil and ruler to divide into four quarters. Cut out one quarter from one circle.
- On the complete circle, draw or write four ways you like to worship God. Decorate the incomplete circle and fix it on top of the full circle to make a worship spinner. Take your worship spinner home and use it to try old and new ways to worship together.



Discuss

What are the different ways and places that you like to worship God?

(These might be at church, school or outdoors; singing, dancing, drawing, creating; reading the Bible, praying, helping others; on your own or with other people.)

2. Learn Station – We learn more about our faith



Reflection journals

W E S

Create a journal to reflect on faith together

You will need: sheets of paper, mindfulness colouring picture (see pp.38-45) to stick into their journal, ribbon, child-safe scissors, pens, colouring pencils craft items, and glue to decorate

Collaborate card | Reflection journals

Activity guidance

- Make a Reflection journal. Take sheets of paper and fold to make a book. Lay a long piece of ribbon up the inside spine, turn over and tie on the outside to hold together. Decorate and write, 'What can I discover about God?' on the first page.
- Take your journal and spend time with God and talking about God together – just as Mary did. Write or draw the things you discover into your journal.



Discuss

What have you discovered about God today?

3. Share Station – We share our faith



Bunting

W E S A

Create bunting to display and share our faith

You will need: triangles of paper or fabric, felt tips, string, child safe scissors, (optional) symbols of faith (cross, dove, etc.) to inspire ideas.

Collaborate card | Bunting

Activity guidance

- Take five triangles of thick paper or fabric in different colours and cut a hole into the top two corners.
- Look at the questions below. Write or draw your responses onto each triangle and string together to create bunting. Hang your bunting as everyone shares a little about their faith.



Discuss

What is your favourite thing God has created?

What do you love about God?

How do you spend time with God?

What do you think God is like?

How do you show God's love to others?

4. Serve Station – We will help people in our communities and beyond



Cakes to share

W E S A

A practical activity to thank others in our community

You will need: cupcakes or ingredients to make cupcakes, icing and cake decorating items, boxes or bags, luggage tags, pens.

Cupcakes could be baked in the session if you have time and kitchen access (be aware of food allergies and hygiene). Decide who the cakes will be for. This might be the local fire station, bus depot, local shopkeepers, the GP surgery or other.

Collaborate card | Cakes to share

Activity guidance

- Decorate cupcakes together.
- The cakes are for those who help others in our community. We have chosen to give these to [add detail].
- Pack the cakes you decorate and add a tag with a special message of thanks.



Discuss

*How can we help and serve others?
What shall we say to thank those who serve others?*

Journey of a Lifetime Station – Collaborative craft



Make a banner

W E S A

An activity together to notice how we all like to spend time with Jesus

You will need: large sheet of fabric or a bedsheet, colourful paint on paper plates, masking tape and wet wipes for cleaning hands after.

Use masking tape to write the words 'Choose Jesus' onto a large sheet of fabric.

Collaborate card | Make a banner

Activity guidance

- Mary and Martha respond to Jesus in different ways – just as we do. Add colourful handprints to the banner, as a symbol of Martha's activity (busy hands) and Mary's choice to worship Jesus. (Tip: This works best if lots of colour is used instead of white space.)



Discuss

How do you spend time with Jesus?

Take off the tape to reveal 'Choose Jesus'. Display next to the 'Journey steps' banner from the Session 1. Allow any new participants to add their footprints to the banner.

Go with God

Journey of a Lifetime path

An activity for all to think about the journey we have been on
You will need: stones or stone outlines (see p.46) and pens.

Gather together and say:

Today, we have been on a journey thinking about choosing Jesus and exploring worship, learning, sharing our faith and serving others. I wonder what you've discovered about choosing Jesus?

Could you write or draw this onto a stone?

Let's create a journey path together with the finished stones.

A sending out prayer

Slow down as Mary did, asking everyone to repeat the lines after you.

Take three slow breaths.

As we go into the week, may we journey with you, Jesus.

Take three breaths again.

As we journey, help us to choose time with you, Jesus.

Take three more breaths.

Amen.

Session 3: Changing lives

Zacchaeus climbs a tree to see Jesus (Luke 19:1-10)

Gather

Treasure hunt

E

An activity to think about today's holiday club focus

You will need: treasure hunt images of, or items themselves (see below and pp.54-62), copies of the treasure hunt sheet (see p.63), pens.

Around the space you are meeting in, hide images of items, or items themselves to create a treasure hunt. Hide a picture of a city, a toy person, a pile of money, a crowd of play people, an image of a road, a toy tree, a small toy house, a drawing of a grumpy face and a bigger pile of money with a sign saying 'x4'. As people arrive encourage them to work together to find the items from the story. Give each group a treasure hunt sheet to tick off the items as they find them. Explain that you will use the items later to tell the story. They should leave them in situ until then.

Come back together. Say: Today we meet Jesus on a journey, again. This time his journey is altered when he sees someone in an unexpected place.

A gathering song

Choose one of the song suggestions (see p.1) to begin your session.

A gathering prayer

Thank you, God, that we are here together,
(open arms wide)
ready to go on a journey; (stand as though starting a race)
the journey of a lifetime! (march on the spot)
As we journey may we meet with you (hold arms up)
and meet others who love you too. (hands on heart)
Be with us as we continue our journey. (link arms and march on the spot)

Amen.

Share the Word

Luke 19:1-10

Explore the Bible story

Story objects

S A

Take the items from the **Treasure hunt** and give them to different people within the holiday club. Pause each time you reach one of the items (underlined), and ask for this to be placed on a table or story mat so everyone can see.


Jesus was on his way through the city of Jericho, where there lived a man called Zacchaeus. He was the chief tax collector * and he was very rich. Zacchaeus desperately wanted to see Jesus, so he joined the crowds that were waiting at the roadside. But Zacchaeus was quite short, so he couldn't see over people's heads! He looked around wondering what to do and, as he looked, he spotted a sycamore tree. Zacchaeus ran to the tree and climbed up. Now he could see everything.

A little while later Jesus walked past. As he came towards the tree, he looked up and saw Zacchaeus sitting there. 'Zacchaeus,' he shouted. 'Quick, climb down! Today I am going to be a guest in your house.' Zacchaeus was shocked but very pleased. Quickly he climbed down the tree and welcomed Jesus to his house.

Some people in the crowd were not very happy about this, though. They began to grumble, 'Jesus is a guest at the house of a tax collector, a sinner! A man who has cheated us and taken more money from us than he should have!'

Zacchaeus turned to Jesus and said, 'I will take half of everything I own and give it to the poor. And anyone I have wrongly taken money from, I will pay back. In fact, I will pay back four times what I owe them.'

Jesus looked at Zacchaeus and said, 'Today salvation * has come to this house.' Then he turned to the crowd and said, 'Because this man too is a Son of Abraham *, the Son of Man * came to find and save those who are lost.'



See p.12 for **Stop and share** discussion points indicated by asterisks in the story, and the **Under 5s** story version, plus pp.50-53 for story presentations.

Stop and share

Pause at these points to explain concepts and vocabulary

- ✳ Tax collectors worked for the Romans and were unpopular. Some of them charged more tax than they should and kept the extra for themselves.
- ✳ Salvation means being saved and having our relationship restored by God.
- ✳ Son of Abraham is a Jewish descendant of Abraham or one who shares his faith.
- ✳ Son of Man is a title from the Old Testament book of Daniel, used by Jesus to describe himself.

Story for Under 5s

The streets in Jericho were crowded with people. Jesus was coming to town and people were excited to see him.
 Zacchaeus was excited to see Jesus too. But he was too short to see over the huge crowd. So Zacchaeus climbed a tree.
 As Jesus passed by, he spotted Zacchaeus. 'Come down, Zacchaeus,' Jesus said. 'I'm coming to your house for dinner!'
 The crowd couldn't believe it! Zacchaeus' job was to collect tax money and, often, he took more than he should, keeping it for himself. Why would Jesus want to spend time with someone like him?
 Spending time with Jesus changed Zacchaeus. 'Friends,' he said, 'I'll give half of everything I have to the poor. And when I took too much money, I'll pay back four times more than what I took.' The crowd were amazed. Jesus said, 'I was sent to show God's love to everyone. Zacchaeus is a changed man because he knows God's love.'
 See p.52 for story text and illustration presentation.

Journey with Jesus

W E S A

Move from the Bible story to thinking about what it means for us

You will need: emoji, exclamation mark and question mark symbol templates (see pp.17-19).

Today we are on the Journey of a Lifetime with Jesus.

Along the way, we are meeting others who are also on a journey with Jesus. And we will visit different stops.

In today's story, Jesus was on a journey, when he stopped and spent time with someone unexpected.

Hold the symbol images up one at a time as you ask the questions below, allowing time for people to respond. Remind everyone that you may not have all the answers, but you can explore the questions together.

What made you smile in the story? (smiley face)

What surprised you in the story? (exclamation mark)

Do you have any questions about the story? (question mark)

Jesus is walking when he stops, looks up, sees Zacchaeus, and goes to his house, the house of someone disliked by everyone. When Zacchaeus meets Jesus something changes. He decides to put right the wrong he has done and pay back the money he has taken. What a remarkable change, all because he met with Jesus. Today we'll discover that all of us can be changed by meeting Jesus.

We have four stations where we can discover more about the Journey of a Lifetime with Jesus.

1. Open Station



2. Notice Station



3. Live Station



4. Flourish Station



As you name the stations, point to these and explain any activities as needed.

And, finally, there is the Journey of a Lifetime Station where we meet others.



Ticket to ride

Give out the ticket for the day, see p.64, and invite participants to decorate it.



Here is your ticket for the journey. At each station, you can have the ticket stamped to show you have been to that station on the journey. You can go to all the stations or just some - it's up to you.

Explore & respond

Play materials for Under 5s

All today's stations are suitable for Under 5s with support from an adult. Providing these additional play materials allows the Under 5s, and others, to play independently.

- Tuff Tray™ or tub filled with green shredded paper, tissue paper, dried leaves, petals and dried flowers. Hide small world figures in this and provide plastic or wooden scoops and cups.
- Play cups, saucers, and toy food set up like a tea party.
- Story area with a selection of young children's Bibles and Bible story books.

1. Open Station – We practise hospitality and generosity



Practising hospitality

E

A chance to experience and show hospitality

You will need: large white cloth or paper tablecloth, pens, tray of snacks for people to share.

Lay out a cloth and write 'Hospitality means: welcoming people; being friendly; being generous.'

Collaborate card | Practising hospitality

Activity guidance

- Find somewhere to sit. As someone sits by you, welcome them and show you are glad to see them. Take a snack to share together.
- Chat together and see if you can discover one new thing about each other. Write your names onto the cloth.

Discuss

*How does it feel to welcome someone?
How does it feel to be welcomed?
Who could you show hospitality to this week?'*



2. Notice Station – We notice God in scripture and the world



Noticing God

E S A

An activity to help everyone focus on noticing God

You will need: A4 or bigger sheets of card, smaller sheets of card to draw round, pens and crayons, child-safe scissors.

Collaborate card | Noticing God

Activity guidance

- Create a frame by taking a larger sheet of card, placing a smaller sheet on top and drawing around this. Cut out the smaller shape to create a frame. On the top write, 'Noticing God'.
- Take your frame and look out of the window or look around the room.. What do you see through the frame? Where do you notice God? Draw and write these onto the frame. Take the frame home and use it to see where else you notice God.



Discuss

Where else do you notice God?

3. Live Station – We live in a way that draws others to Jesus



Changing people

W E S A

A painting activity to think about how God can change us

You will need: sheets of paper, pens, PVA glue, salt, small paintbrushes, watercolour paint.

Collaborate card | Changing people

Activity guidance

- Draw a gingerbread person outline onto paper. Trace around the outline with glue and sprinkle salt onto the glue. Use small paintbrushes to dab blobs of watercolour paint onto the salt and watch as the paint spreads and the person changes.

Discuss

*Has God made a difference to you?
Zacchaeus changed the way he lived. How can we live in a way that leads others to notice God too?*



4. Flourish Station – We care for creation and all God’s gifts



Teacup plants

W E S A

A planting activity to encourage us to care for creation

You will need: old teacups, soil, trowels, circles or flower shapes of card, pens, sticks or lolly sticks, tape.

Collaborate card | Teacup plants

Activity guidance

- Fill a teacup halfway with soil, plant the seeds and then cover with more soil.
- Take a card and on one side write, ‘As I look after my seeds they will grow and change’ and on the other side write, ‘God is looking after me as I grow and change’. Fix the card to a stick and place in the teacup.



Discuss

What could you do to care for God’s creation?

Journey of a Lifetime Station – Collaborative craft



Tree bark

W S

An activity to think about our own journey of a lifetime

You will need: outline of a tree fixed onto a wall or floor, sheets of paper, large crayons, big pieces of bark or sticks. Alternatively, you could make and decorate leaf shapes.

Collaborate card | Tree bark

Activity guidance

- Use crayon and paper to make a bark rubbing.
- Feel the bark. How does it feel? What does it look like? I wonder what the sycamore-fig tree Zacchaeus climbed felt like? Take a pen and write your thoughts onto your bark rubbing. Add your bark to the tree.



Discuss

Our Journey of a Lifetime can be amazing or messy; it can feel rough or smooth. God is always with us in tough or easier times.

Can you think of and share a time like this: when God has been with you?

Display the tree to the right of the previous collaborative artwork.

Allow any new people to add their handprints to the ‘Choose Jesus’ banner from Session 2, or their footprints to the ‘Journey steps’ banner from Session 1.

Go with God

Journey of a Lifetime march

An activity for all to think about the journey we have been on

You will need: arrow shapes (see p.67) and pens, (optional) scissors.

Remind everyone that you saw Zacchaeus’ life changing direction by meeting Jesus.

Write JESUS on your arrow shape.

Let’s all say: Our lives can change with Jesus too. Now turn your arrow over and write your name. You can then cut out your arrow shape, if you like. Let’s put them all together in a display, as a reminder that we can all change with Jesus.

A sending out prayer

Join in the actions in brackets.

Thank you, Jesus, *(thumbs up)*
that we *(point to each other)*
can be changed *(turn round on the spot)*
by meeting you. *(open arms)*

Amen. *(clap twice)*

All aboard!



Enjoy holiday time together with crafts, Bible stories and fun activities!

Venue:

Date(s):

Time:

For:

To register or find out more:

All aboard!



Enjoy holiday time together with crafts, Bible stories and fun activities!

Venue:

Date(s):

Time:

To register or find out more:

For:

All aboard!



Enjoy holiday time together with crafts, Bible stories and fun activities!

Venue:


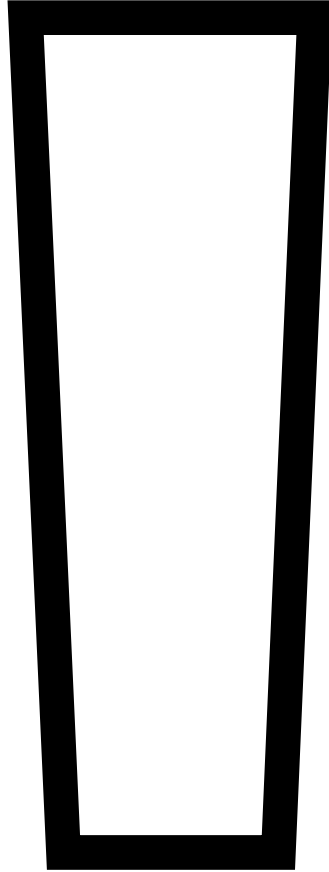
Date(s):

Time:

To register or find out more:

For:









One day Jesus was teaching. As he spoke a group of experts in the Law and some Pharisees ✱ sat listening. They had come from every village and town in Galilee, from Judea, and even from Jerusalem. There were so many people that the house they were in was overflowing.

At the same time, a group of friends arrived carrying a man who could not walk. Carefully they carried him as he lay on a mat, taking him to Jesus knowing that Jesus could heal him. But when the group reached the house, the crowd blocked every entrance. There was no space. There was no way in. They just couldn't get to Jesus.

So, the friends devised a plan. They climbed up onto the roof, removed some of the roof tiles and gently lowered the man down, right into the middle of the room.

Jesus looked up with a smile. He saw how much faith the friends had. He saw how much faith the man had.

Jesus looked at the man and said, 'My friend, your sins are forgiven ✱.'

This annoyed the Pharisees and teachers of the law. 'Only God can forgive sins.' they said 'Jesus must think he is God.'

Jesus knew exactly what they were thinking. 'Which is easier?' he asked. 'To say "Your sins are forgiven", or to say "Stand up and walk". I am God's Son and can forgive sins here on earth ✱.'


Then he turned to the man and said, 'Stand up, take your mat, and go home.' The man stood up, picked up his mat and went home, thanking God.

The crowd gasped. Everyone was amazed. They praised God for everything that they saw.

Stop and share

Pause at these points to explain concepts and vocabulary

- ✱ Pharisees were Jewish religious leaders who followed the law Moses gave them very strictly.
- ✱ Sin is when people are not living as God intends. The Jews believed God would forgive them when they offered animals or other goods at the temple.
- ✱ Jews believe that there is only one God and God doesn't have any children. They could not believe Jesus was saying that he was God's Son.



Everyone wanted to hear Jesus teaching.

They came from far away and nearby.

The people who wanted to hear Jesus filled up the house.

There was no room, everyone was squeezed inside and listening.

There was a man who could not walk. His friends knew Jesus could heal him.

Because he couldn't walk, they carried him to Jesus on a mat.

When they got to the house it was too full. They could not carry their friend inside.

So they went up on the roof of the house. They made a hole in the roof and lowered their friend on the mat down to Jesus.

Jesus saw the man. 'I forgive you for all the wrong things you've done,' he said.

The people inside were puzzled.



Jesus said, 'I can forgive him and heal him because I am God's Son.'

Jesus told the man, 'Get up and walk!' and the man stood up, picked up his mat and walked.

He was very happy and thanked God.







Collaborate card | Prayer weaving

Discuss

The friends brought the man to Jesus. He couldn't get there easily alone.

What things aren't fair for people that we need to bring to Jesus?

Look at the news and at charities highlighting injustice such as Christian Aid and All We Can.

Activity guidance

- Take a strip of fabric and write on it what you want to tell Jesus about. Weave your fabric into the frame as you commit to pray and act for justice.



Collaborate card | Obstacle course

Activity guidance

- Take it in turns to go around the obstacle course. Make sure you support and care for each other as you go over, under and around.

Discuss

Who helped you on the obstacle course?

Who are the people who care for you every day?

How can we care for and look after others?



Collaborate card | Creating a soundscape

Activity guidance

- We can tell others about God in lots of different ways – with words, images, by the things we do and with music.
- Try out all the instruments. Can you use the different sounds to retell today's story? You may want to read as others create the sounds. Could you record your soundscape and share it with others at home?

Discuss

What do you think the man's friends told others about Jesus?

What can we tell others?





Collaborate card | **Make a finger labyrinth**

Activity guidance

- Draw a spiral onto card starting in the middle and working outwards (see template example provided). Glue string to the spiral to form a finger labyrinth.
- Take your labyrinth and sit with someone. At the same time, place your finger at the entrance to your own labyrinth. Follow the path as you talk to Jesus.
- When you reach the centre, pause for a while and pray together, 'Thank you that we can meet with Jesus together'. When you are both ready, follow the path out again.



Discuss

How could you use your prayer labyrinth with others at home?

What could you do to remember to pray each day?

Collaborate card | **Journey steps**

Activity guidance

- Take a piece of fabric, draw around one foot, cut it out and add your name by writing, drawing, stitching or gluing craft items.
- When you have decorated your footprint, fix it to the long strip of fabric – making sure all the footprints are facing the same way.




Discuss

Whose names on the journey footprints do you recognise?

Who else is with you on your journey with Jesus?





Session 1 – Encountering Jesus together (the paralysed man)
Make a finger labyrinth, p.6



How did the friends help the paralysed man to see Jesus?

How do your friends and family help you?

Will you share today's story with a friend or family member?




 Encountering Jesus together




The men bring their friend to Jesus.




Add expressions to the faces to show how the man felt.



On the way



Meeting Jesus



Healed!



Find a route for the group to bring their friend to Jesus.



Thrive with Roots everyday faith in every generation

Encountering Jesus together

Luke 5:17-26

Even though Jesus is surrounded by crowds of people, a group of friends won't let anything stop them from bringing their sick friend to Jesus. When Jesus sees their faith, he heals the man and forgives his sins. The crowd is amazed.

Read this week's passage:



Living Scripture


'When he saw their faith, he said, "Friend, your sins are forgiven."
Luke 5:20

This is a story about friends who believe in Jesus, who know that the paralysed man can heal and refuse to give up or be put off by the crowds – friends who have faith that things can change. The man can't get to Jesus himself, he needs someone else to act for him. Seeing the faith of the friends and the man, Jesus heals him.

Can you think of people or places where we need to act or speak out for those who can't do so themselves? Do you have faith that these things can change? What could you do to make a difference?

Pray

Loving Lord, strengthen us in our faith and help us to keep seeking ways to be close to you.
Give us strength to keep walking with you and kindness to help others walking beside us.
Be with us as we continue our journey.
Amen.



Find a selection of blocks, play people, cardboard boxes, soft toys and other items you could use to retell the story of the man through the roof. Practise telling the story and then invite others to see what you have created.

REFLECT

Take the Finger labyrinth you made and find a place where you can sit and use it regularly. This might be indoors or outside, alone or with others – whatever helps you to spend time with God.

ACT

Many charities encourage us to stand up against injustice. Look at charities such as Christian Aid, All We Can, World Vision, Mercy Ships and Tearfund. Choose one of the current campaigns you could get involved in. Could you hold a fundraiser, take part in a challenge, share information or pray? Decide on one campaign and one thing you could do over the next few weeks.



Go on a walk with friends/family and think about how you can care for each other. Think about who cares for you and helps you. Find out what makes others feel cared for. Then decide to do one thing for each person to help them know they are cared for.



Mary and Martha lived in a village called Bethany. They were sisters, but they were quite different. Mary loved being quiet and listening to people, while Martha loved to be busy doing things. One day Jesus was passing through Mary and Martha's village and visited their home. Martha made Jesus very welcome as he entered the house, and then disappeared into the kitchen to prepare a special meal. Mary sat quietly at Jesus' feet and listened to everything he had to say.

Martha had so many jobs to do and she felt cross that she was having to do them all by herself. She went to Jesus and complained, 'Lord, don't you care that my sister is being lazy and has left me to do all the work by myself? Tell her to help me!'




Jesus replied kindly, but firmly, 'Martha, Martha, you are worried and trying to do too many things at once. There is one thing that is needed. Mary has chosen to spend time with me, and she has chosen wisely. She is listening to me and learning many things, and no one will be able to take that away from her.'



Jesus came to visit two grown-up sisters, Mary and Martha, at their home. Martha wanted to welcome Jesus by preparing a nice meal. Mary sat with Jesus, listening to him teach. Martha was upset because Mary wasn't helping her with the cooking. She complained to Jesus, 'Mary is being lazy. Mary isn't helping me.' Jesus said, 'Martha, you are working so hard to serve us. But one thing is the most important: Mary has chosen to spend time with me. That is the wise choice.'







Collaborate card | Worship spinner

Activity guidance

- Take two card circles of equal size. Use a pencil and ruler to divide into four quarters. Cut out one quarter from one circle.
- On the complete circle, draw or write four ways you like to worship God. Decorate the incomplete circle and fix it on top of the full circle to make a worship spinner. Take your worship spinner home and use it to try old and new ways to worship together.



Discuss

What are the different ways and places that you like to worship God?

(These might be at church, school or outdoors; singing, dancing, drawing, creating; reading the Bible, praying, helping others; on your own or with other people.)

Collaborate card | Reflection journals

Activity guidance

- Make a Reflection journal. Take sheets of paper and fold to make a book. Lay a long piece of ribbon up the inside spine, turn over and tie on the outside to hold together. Decorate and write, 'What can I discover about God?' on the first page.
- Take your journal and spend time with God and talking about God together – just as Mary did. Write or draw the things you discover into your journal.



Discuss

What have you discovered about God today?

Collaborate card | Bunting

Activity guidance

- Take five triangles of thick paper or fabric in different colours and cut a hole into the top two corners.
- Look at the questions below. Write or draw your responses onto each triangle and string together to create bunting. Hang your bunting as everyone shares a little about their faith.



Discuss

What is your favourite thing God has created?

What do you love about God?

How do you spend time with God?

What do you think God is like?

How do you show God's love to others?



Collaborate card | **Cakes to share**

Activity guidance

- Decorate cupcakes together.
- The cakes are for those who help others in our community. We have chosen to give these to [add detail].
- Pack the cakes you decorate and add a tag with a special message of thanks.



Discuss

How can we help and serve others?

What shall we say to thank those who serve others?

Collaborate card | **Make a banner**


Activity guidance

- Mary and Martha respond to Jesus in different ways – just as we do. Add colourful handprints to the banner, as a symbol of Martha’s activity (busy hands) and Mary’s choice to worship Jesus. (Tip: This works best if lots of colour is used instead of white space.)




Discuss


How do you spend time with Jesus?




I am on a journey with God




I am on a journey with God




I am on a journey with God




I am on a journey with God




I am on a journey with God




I am on a journey with God




I am on a journey with God




I am on a journey with God




I am on a journey with God




I am on a journey with God



I am on a journey with God



I am on a journey with God





I am on a journey with God



I am on a journey with God



I am on a journey with God





Draw two things that keep you busy and two ways that you can spend time with Jesus.



Join the sentences to tell today's story.

Mary and Martha were...

Mary liked to be...

Martha liked to be...

Jesus came...

Jesus said...


...to visit.

...sisters.

...spend time with me.

...quiet.

...busy.



Thrive everyday faith in every generation


with Roots

Mary and Martha

Luke 10:38-42

Jesus visits his friends, Mary and Martha, and they invite him in to their home. Martha works hard to look after her guests, but doesn't receive any help from Mary, who instead sits listening to Jesus. When Martha complains to Jesus, he gently tells her that she shouldn't worry about her tasks; he only wants to spend time with her. Mary has made the better choice.

Read this week's passage:



Discuss

Take the Reflection journal you made and write or draw the things you have discovered about God. Then sit with friends/family and talk about some of the amazing things you have discovered. Is there anything that surprises you?

Living Scripture

'Martha, Martha, you are worried and distracted by many things; there is need of only one thing.' Luke 10:41-42

Jesus' words to Martha suggest that, at that moment, choosing to spend time with him, listening to what he has to say, was the most important thing.

Like many of us, Martha had a lot on her 'To Do' list. Are you able to find time in the busy-ness of life to stop and spend time with Jesus? Mary chose to spend time with Jesus by sitting and listening. What are the ways you choose to spend time with Jesus? Whether you are more of a 'Martha' or a 'Mary', finding time to spend with Jesus is very important.

Pray

Holy God, you are always patient with us, even when we are not patient with you or other people.
Open our eyes to see you in our busy lives, open our ears to hear you in our noisy world, and show us the way so we can make good choices. Be with us as we continue our journey. Amen.



WATCH



Watch this animation of today's story. God's Story: Mary and Martha. What would you do if Jesus was coming to visit your house? How would you choose to spend time with Jesus?



Give Get busy like Martha. Bake a cake, draw a picture or write a card for a neighbour or friend who would appreciate the gift and the visit. Then arrange to take this to them.

LOOK

Pause like Mary. Stand by a window in your house and look outside or go outside and find a place to sit. Take some deep breaths in and out. Look outside or around you. As you look out what do you notice? Who do you see? Talk with God about the things you see.



Jesus was on his way through the city of Jericho, where there lived a man called Zacchaeus. He was the chief tax collector and he was very rich. Zacchaeus desperately wanted to see Jesus, so he joined the crowds that were waiting at the roadside. But Zacchaeus was quite short, so he couldn't see over people's heads! He looked around wondering what to do and, as he looked, he spotted a sycamore tree. Zacchaeus ran to the tree and climbed up. Now he could see everything.

A little while later Jesus walked past. As he came towards the tree, he looked up and saw Zacchaeus sitting there. 'Zacchaeus,' he shouted. 'Quick, climb down! Today I am going to be a guest in your house.' Zacchaeus was shocked but very pleased. Quickly he climbed down the tree and welcomed Jesus to his house.

Some people in the crowd were not very happy about this, though. They began to grumble, 'Jesus is a guest at the house of a tax collector, a sinner! A man who has cheated us and taken more money from us than he should have!'


Zacchaeus turned to Jesus and said, 'I will take half of everything I own and give it to the poor. And anyone I have wrongly taken money from, I will pay back. In fact, I will pay back four times what I owe them.'

Jesus looked at Zacchaeus and said, 'Today salvation has come to this house.' Then he turned to the crowd and said, 'Because this man too is a Son of Abraham, the Son of Man came to find and save those who are lost.'

Stop and share

Pause at these points to explain concepts and vocabulary

- * Tax collectors worked for the Romans and were unpopular. Some of them charged more tax than they should and kept the extra for themselves.
- * Salvation means being saved and having our relationship restored by God.
- * Son of Abraham is a Jewish descendant of Abraham or one who shares his faith.
- * Son of Man is a title from the Old Testament book of Daniel, used by Jesus to describe himself.



The streets in Jericho were crowded with people.

Jesus was coming to town and people were excited to see him.

Zacchaeus was excited to see Jesus too.

But he was too short to see over the huge crowd.

So Zacchaeus climbed a tree.

As Jesus passed by, he spotted Zacchaeus. 'Come down, Zacchaeus,' Jesus said.


'I'm coming to your house for dinner!'

The crowd couldn't believe it! Zacchaeus' job was to collect tax money and, often, he took more than he should, keeping it for himself. Why would Jesus want to spend time with someone like him?

Spending time with Jesus changed Zacchaeus.

'Friends,' he said, 'I'll give half of everything I have to the poor. And when I took too much money, I'll pay back four times more than what I took.' The crowd were amazed.

Jesus said, 'I was sent to show God's love to everyone. Zacchaeus is a changed man because he knows God's love.'






























 <input data-bbox="669 312 741 379" type="checkbox"/>	 <input data-bbox="1373 312 1444 379" type="checkbox"/>	 <input data-bbox="2074 312 2145 379" type="checkbox"/>
 <input data-bbox="669 715 741 782" type="checkbox"/>	 <input data-bbox="1373 715 1444 782" type="checkbox"/>	 <input data-bbox="2074 715 2145 782" type="checkbox"/>
 <input data-bbox="669 1118 741 1185" type="checkbox"/>	 <input data-bbox="1373 1118 1444 1185" type="checkbox"/>	 <input data-bbox="2074 1118 2145 1185" type="checkbox"/>



Collaborate card | Practising hospitality

Activity guidance

- Find somewhere to sit. As someone sits by you, welcome them and show you are glad to see them. Take a snack to share together.
- Chat together and see if you can discover one new thing about each other. Write your names onto the cloth.



Discuss

How does it feel to welcome someone?

How does it feel to be welcomed?

Who could you show hospitality to this week?

Collaborate card | Noticing God

Activity guidance

- Create a frame by taking a larger sheet of card, placing a smaller sheet on top and drawing around this. Cut out the smaller shape to create a frame. On the top write, 'Noticing God'.
- Take your frame and look out of the window or look around the room. What do you see through the frame? Where do you notice God? Draw and write these onto the frame. Take the frame home and use it to see where else you notice God.



Discuss

Where else do you notice God?

Collaborate card | Changing people

Activity guidance

- Draw a gingerbread person outline onto paper. Trace around the outline with glue and sprinkle salt onto the glue. Use small paintbrushes to dab blobs of watercolour paint onto the salt and watch as the paint spreads and the person changes.



Discuss

Has God made a difference to you?

Zacchaeus changed the way he lived. *How can we live in a way that leads others to notice God too?*



Collaborate card | Teacup plants

Activity guidance

- Fill a teacup halfway with soil, plant the seeds and then cover with more soil.
- Take a card and on one side write, 'As I look after my seeds they will grow and change' and on the other side write, 'God is looking after me as I grow and change'. Fix the card to a stick and place in the teacup.



Discuss

What could you do to care for God's creation?

Collaborate card | Tree bark

Activity guidance

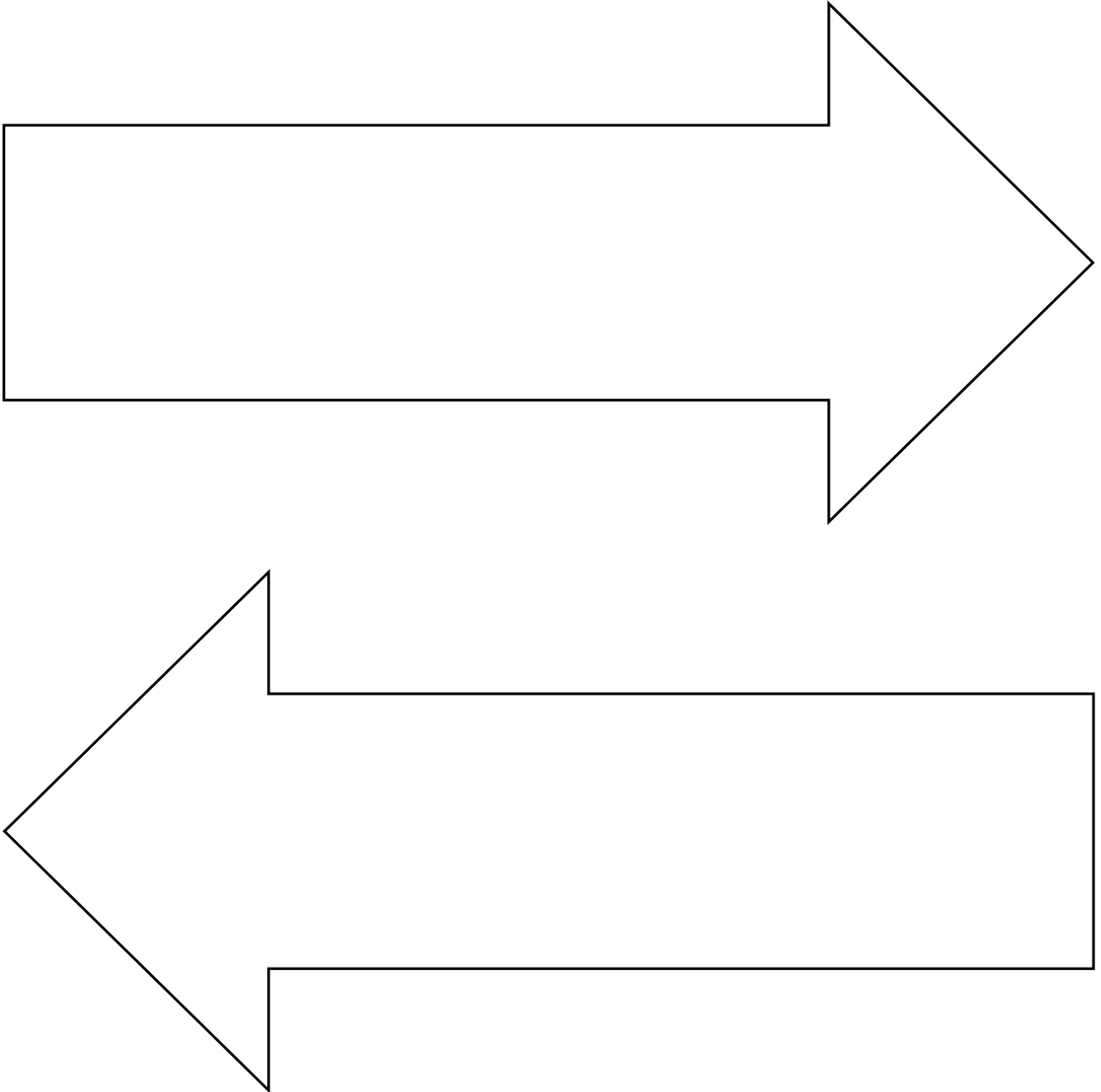
- Use crayon and paper to make a bark rubbing.
- Feel the bark. How does it feel? What does it look like? I wonder what the sycamore-fig tree Zacchaeus climbed felt like? Take a pen and write your thoughts onto your bark rubbing. Add your bark to the tree.



Discuss

Our Journey of a Lifetime can be amazing or messy; it can feel rough or smooth. God is always with us in tough or easier times.

Can you think of and share a time like this: when God has been with you?



Write a diary entry for Zacchaeus after he meets Jesus.

Dear diary, today my life was changed forever...

 **Changing lives**



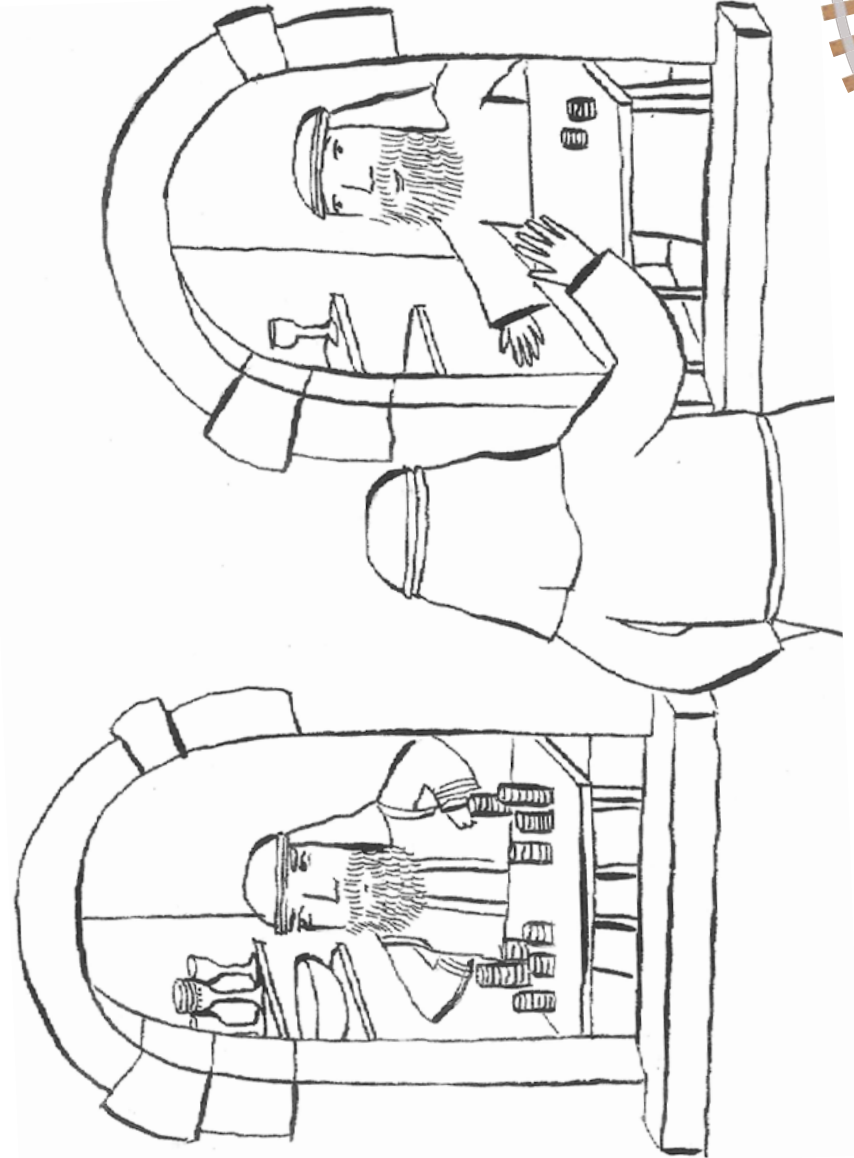
Zacchaeus is changed by meeting Jesus.



Join the dots to discover what Jesus sees in Jericho.



Can you spot 5 differences between these pictures of Zacchaeus before and after he met Jesus?




Zacchaeus

Luke 19:1-10

Zacchaeus is desperate to see Jesus when he visits Jericho but is prevented by the crowd, because he's too short and too unpopular. But Jesus spots him in a tree and asks to stay at his house. Zacchaeus is changed when he meets Jesus; he becomes kinder and more generous.



Read this week's passage:



Living Scripture

'Then Jesus said to him, "Today salvation has come to this house, because he too is a son of Abraham. For the Son of Man came to seek out and to save the lost."' Luke 19:9-10

Zacchaeus' job as a tax collector, and the way he cheats and steals money from others, means he is disliked by most people. So, Jesus' visit to Zacchaeus is hugely unpopular.

However, spending time with Jesus radically changes everything for Zacchaeus. His greed is changed into generosity, and he sets out to right all the wrongs he has done to others – and more. As a result, it's not only Zacchaeus' life that is changed by meeting Jesus – the poor and the lives of those he has cheated money from are also changed as the money is returned.

This encounter reveals how spending time with Jesus can change lives. Are there parts of your life that you need to change, as Zacchaeus did? Or can you see ways in which the things you do could bring change to other people's lives?

Pray

Thank you, God, for seeing every one of us. Thank you that we are all special enough to be called your friends. Help us to welcome everyone as we welcome you, and to find new friends in unexpected places. Be with us as we continue our journey with you Amen.



Discuss

Watch this animation of Zacchaeus together. Share your favourite part of the story. Talk about the different ways Zacchaeus is changed by meeting Jesus.



Enjoy

Share your hospitality with others. Invite another family round for tea or a play date. Think about how you could show they are welcome. Could you make cakes, choose a game to play together or send a special invite? Consider inviting someone you wouldn't usually include.

see-----

Go on a walk to a high place, or climb a tree (safely!). What can you see? Imagine what it would be like for Zacchaeus looking out across the crowds and seeing Jesus. As you look out at the things God has created, say, 'I praise you God for...' inserting the things you have seen.



Play a few games of Hide and seek. Chat about how it feels when you are found. How do you think it felt for Zacchaeus hiding in the tree? Do you think he wanted people to notice him? How did it feel when Jesus 'found' him?