

# Sparkling Superheroes!

**A fun way for children to celebrate God's light in the darkness**

## Prepare

Invite local primary-aged children for a 'light party' to celebrate Jesus' light. Presented as an alternative Halloween party, parents appreciate a safe alternative to 'trick-or-treating'. Or use as a single session holiday club in October half term.



**Timing** Plan the event for 31 October or the weekend immediately before Halloween, as the following weekend is usually when Bonfire events occur.

### Logistics to consider


- ☐ Where will you put up posters (p.3) of the event, with date, time and who to RSVP to?
- ☐ When will you hand out invitation postcards (p.4)? Will you ask for volunteers to help distribute these around the local community?
- ☐ Will parents stay or drop children off?
- ☐ How will you engage parents who stay (a cup of tea and someone to speak with them), or, will they be helping run the event?
- ☐ What if older or younger siblings come along who are not primary-aged?
- ☐ What parental permissions are required: e.g. dietary requirements, first aid, photo permissions?
- ☐ Will you prompt families to RSVP (by a given date) so you can prepare the right amount of food and supplies in advance?
- ☐ How many volunteers with a DBS will you need to safely supervise children?
- ☐ Check your safeguarding policies, food hygiene for catering, and do thorough risk assessment.

**Welcome** Provide lots of fun, sweets and prizes so children really enjoy themselves and families feel welcome in your church space.

**Pray** for a positive impact in your community, connections with families who may not normally attend church, and so that children will feel loved and safe and can experience the light of Christ in their lives.

**Decorate the space** Use cardboard cut-outs to evoke a cityscape like Gotham or New York City. Alternatively, use red, yellow and blue balloons, and comic style word art and film posters on the walls.

**Costumes** Invite children (and adult volunteers) to come in fancy dress as superheroes or powerful prince/sses [like Elsa, Moana, Mulan or Merida, Eric, Flynn Rider, Aladdin].



## The party

### Welcome the children

Explain there will be numerous activities, followed by food and a short talk. Depending on your space and the number of children, you can run the activities simultaneously or sequentially. It may help to group children by age so you can differentiate the level of challenge.

### Icebreaker activity

#### Would you rather...?

Ask the children to move from one side of the room to the other based on their answers to these questions.

Would you rather...

- Be able to fly or be invisible?
- Be super-fast or super strong?
- Be able to talk to animals or make plants grow?
- Have the power to move earth or control water?

Ask the children, in pairs or threes, to share what super power they would like and why.



## Food

Gather the children in your main space and provide a simple meal, like hot dogs (both veggie and meat, check for allergies), served with superhero/princess themed napkins. If someone in your church likes decorating cookies or cupcakes, give them the superhero theme ([link redacted](#)). While everyone is seated and eating dessert, present a short talk.



Choose as many of the following activities as your budget, space, time and volunteers permit.

### Photo booth



### Super Charades

.

### Superhero Bingo

.

Text in the sample has been removed, but we have included the headings so you can see the range of activity and talk ideas.

### Super party games

.

### Pipe cleaner superheroes craft

### Superhero city

### Save the World – obstacle race

.

## Talk ideas

Use one of the following ideas to capture children's attention and communicate the message that Jesus is the ultimate superhero and our rescuer, and he empowers us to help others.

### ★ Double identity?

### ★ The impossibly heavy box

### ★ I need a hero

### ★ Heroes all around us

### ★ Jesus vs. the bad guys

### ★ Superman

Finish your session with a song and dance like 'Jesus you're my superhero'. See [party playlist](#).

### Party bags

Send the children home with a party bag. You might include superhero-themed stickers or sweets, Heroes™ chocolates, a tract (see an [example](#)), an invitation to other events at your church and a bookmark (p.15-16) which include a reminder of Jesus our hero.



# Sparkling Superheroes!

*A fun way for children to celebrate  
God's light in the darkness*

Venue:

Date:

Time:

To register:



© Roots for Churches Limited Weekly worship and learning resources at [www.rootsforchurches.com](http://www.rootsforchurches.com)

# Sparkling Superheroes!

*A fun way for children to celebrate  
God's light in the darkness*

Venue:



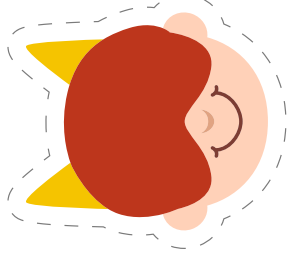
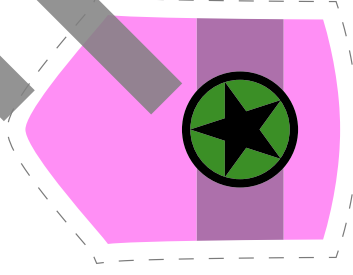


Date:

Time:

To register:



© Roots for Churches Limited Weekly worship and learning resources at [www.rootsforchurches.com](http://www.rootsforchurches.com)



# Superhero Bingo

Bingo card 1





